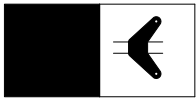

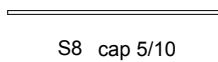
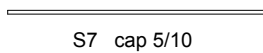
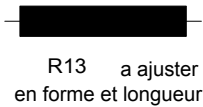
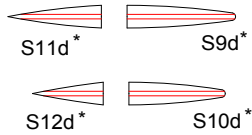
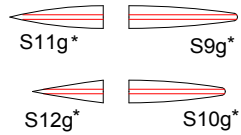
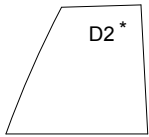


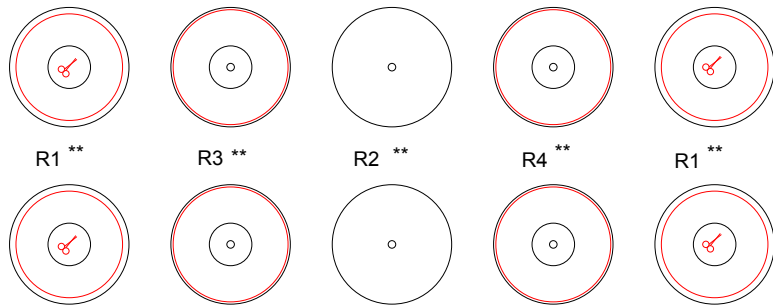
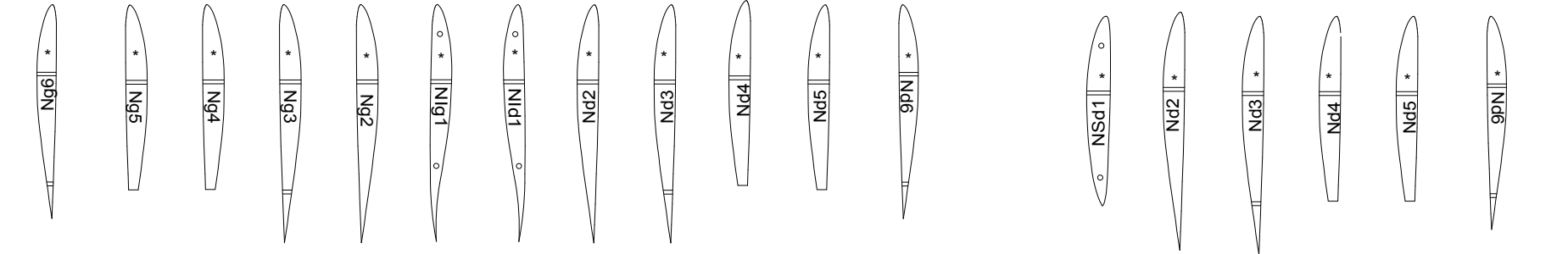
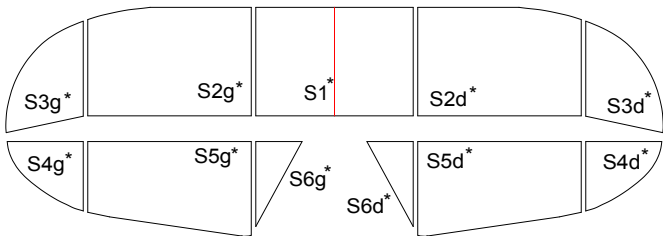
STAMPE SV4c



T4




ajuster la longueur des haubans au montage



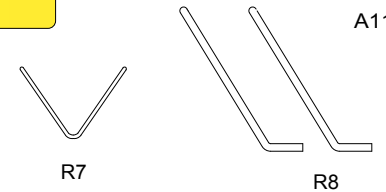
A16 **

mettre en forme par ponçage



A17

A17 est le revêtement de A16



R7

R8

R9

R7 et R9 cuivre diam 5/10
R8 cuivre diam 10/10


R10

R10 et R11 cap 5/10

R11

T7

T7 cap 3/10

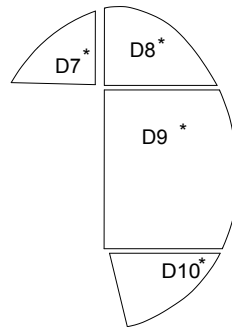


A10 **

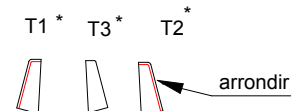
A12 *



D11*



D12*



T3 est pris en sandwich entre T1 et T2



conception Philippe RENNESSON 2012
mise en couleur Alban DURY 2012

<http://www.criquet.over-blog.com>

Le hangar aux souvenirs