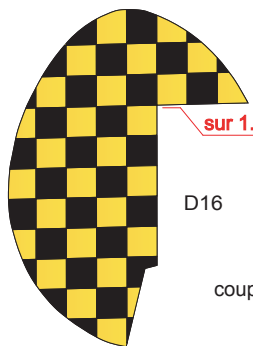



STAMPE SV4c

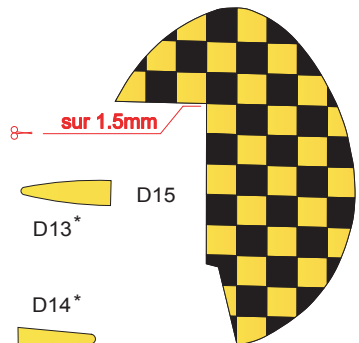
Planche 4
papier 160g



sur 1.5mm

D16

coupe de D6




sur 1.5mm

D15

D13*


D14*

D6*



Alg3

DESSUS



ASg3

DESSUS

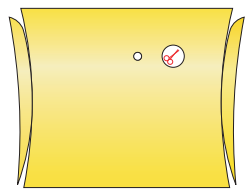


SV R5

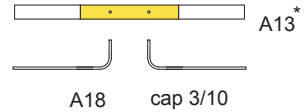
SV R6



T6**



A15



A13*

A18

cap 3/10




A22



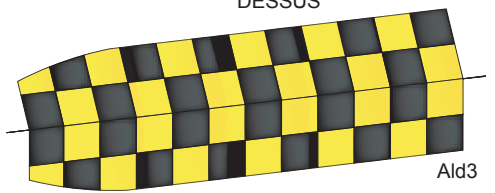
A21

percer 2 trous diam 0.6 pour brochage demi ailes (cap 6/10)



ASd3

DESSUS



Ald3

DESSUS



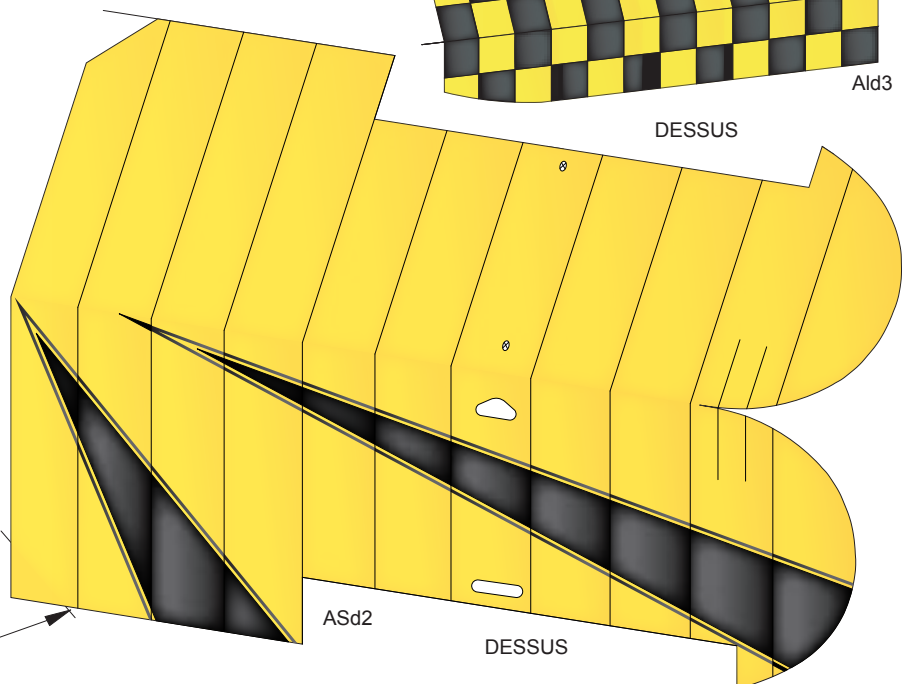
Ag2***

Ag3***

Ad2***

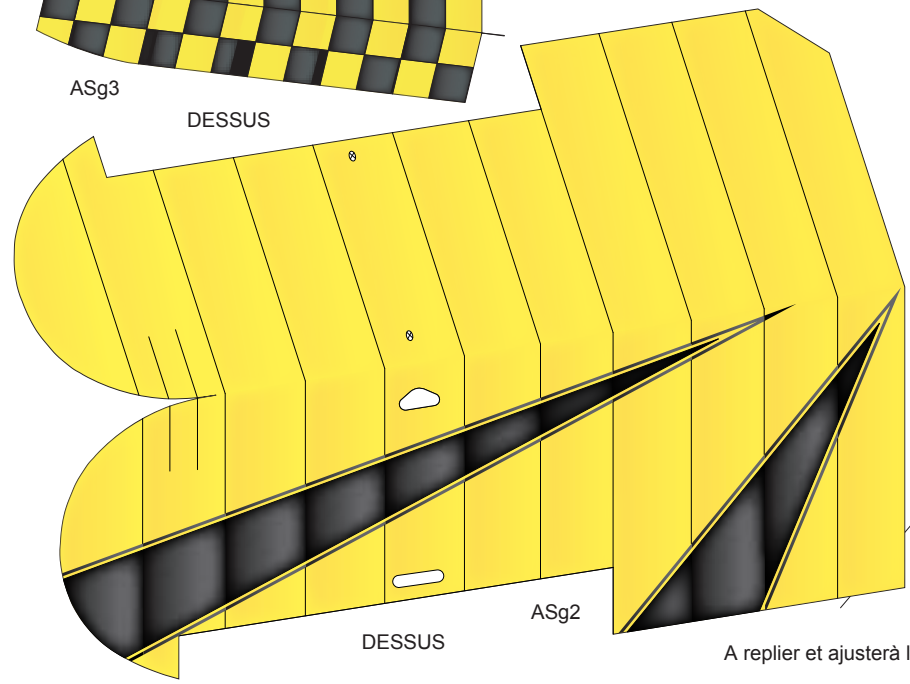
Ad3***

a ajuster au profil des nervures



ASd2

DESSUS



DESSUS

ASg2

A replier et ajuster la fin

percer tous les trous avant pose du recouvrement

A27



A28



Le hangar aux souvenirs

Toute reproduction, modification, même partielle, autre qu'à l'usage purement privé et sans l'accord de l'auteur est interdite.

conception Philippe RENNESSON 2012
mise en couleur Alban DURY 2012
<http://www.criquet.over-blog.com>